

CINEMA TEATRO 1000 posti = 5000-6000 mq

5-6 mq per spettatore


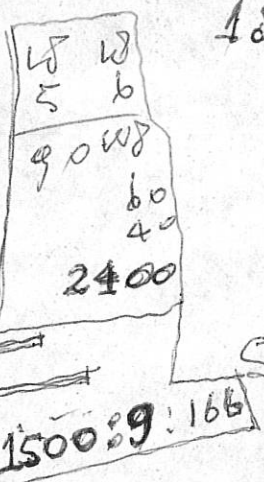
1800 spettatori = 9000-10800 mq

quello di progetto 2400 mq


Salone dopo sport per 1000 persone
2000

Ristorante 300 posti

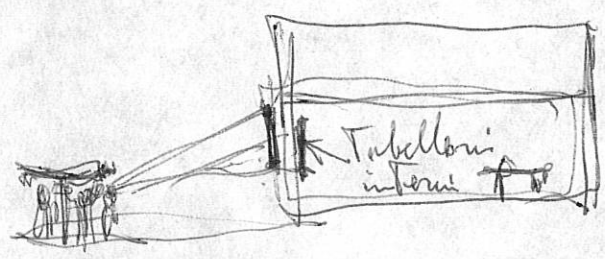

300 mq sala ristorante



cinema teatro



Tabelloni sul pianale



74
3
2220

